

WEATHERSHIELD

WINDOWS + DOORS



www.weathershield.co.nz

warm, secure, beautiful and efficient

warmcore[®]
WARM ALUMINIUM



External chamfer, internally glazed square bead (chamfered bead option available), low threshold

warmcore[®]

FOLDING SLIDING DOORS

Built around a belief that beauty doesn't have to compromise performance, Weathershield Warmcore aluminium folding sliding doors were created out of a desire to combine the desirability and durability of aluminium with unparalleled insulation. The orange thermal core - hidden away in the finished doors - is key to why Weathershield doors are up to 75% more thermally efficient than traditional aluminium systems.

BUILT WITH A REVOLUTIONARY THERMAL CORE AT ITS HEART

Strong and secure, Weathershield Warmcore doors come with class leading security built in, backed by a comprehensive 10 year product guarantee. Inwards or outwards opening doors up to 6m wide, with as many as 7 opening sashes glide along custom designed tracks.

While a wealth of colour, style and configuration options help you to choose the perfect warm, secure and beautiful door for your home.

TRIPLE GLAZING - FOR ULTIMATE THERMAL PERFORMANCE

Robustly designed to take the weight of triple glazed units as standard, choose this option for the ultimate thermal performance - at least 75% better than standard double glazed aluminium folding sliding doors.

Opting for 44mm triple glazing rather than standard 28mm double glazing reduces the whole door U-Value rating from 1.23 to .91 Triple glazing is ideal for Weathershield doors installed in exposed locations.

+75%

+75% better thermal performance than standard double glazed aluminium folding sliding doors.



External square edge,
internally glazed square bead,
triple glazed, low threshold.

THERMAL PERFORMANCE UPGRADE

**BEAUTIFUL, STRONG AND SECURE
WINDOWS & DOORS THAT ARE UP TO 4X MORE
THERMALLY EFFICIENT THAN THE CURRENT NZ
STANDARD**

**CLASS LEADING ADVANCED SECURITY
MORE THAN 45 COLOUR OPTIONS**

WEATHERSHIELD WARMCORE, THE WARMER CHOICE THAT SAVES YOU MONEY

The traditional weakness of aluminium doors has been the aluminium itself. While a beautifully strong and hard-wearing material, aluminium is a good conductor of energy. Meaning that the warmth from your home finds an easy path outside, leaving you colder and with higher heating bills. Most aluminium folding sliding doors try to overcome this inherent weakness by replacing a section of aluminium with a small thermal break of less conductive material to lessen this heat loss.



Synseal Extrusions in the UK took a different approach, from inception this revolutionary folding sliding door was designed to be as thermally efficient as possible. Built around a full width UPVC thermal core - maximising the use of low conductive material - Weathershield Warmcore is up to 75% more efficient at keeping heat in your home than traditional aluminium doors, yet it doesn't compromise strength as the outer faces of the profile are high grade aluminium, positioned to add the greatest structural rigidity.

U-VALUES EXPLAINED

A U-Value is basically a measure of heat loss through a structural element. It is calculated on the rate at which heat transfers through 1 square metre of a structure and is stated in W/m^2K . U-Values are used by the construction industry to compare the thermal performance of different materials and products.



MODERN, UNCLUTTERED AESTHETICS

HELPING TRANSFORM YOUR LIVING SPACE

Modern living is about creating spaces that work for you and your family, that adapt to the needs of the moment. Gone are the days of rigidly defined spaces. Weathershield Warmcore folding sliding doors were born from this ethos, and their flexibility helps your home become a space that works for you. Open and airy on beautiful summer days, warm and insulating in the colder months. Weathershield doors help integrate outside living space with interiors, enhancing both.

Truly transformative, our doors will help breathe life and light into your home.




STYLISH INTERIORS, BOUGHT TO LIFE

WARMER BY DESIGN

Weathershield Warmcore has been designed from the ground up to offer market-leading thermal performance, and comfortably exceeds the requirements of current Building Regulations. Traditional aluminium doors struggle to balance aesthetics with thermal performance. Weathershields Warm Aluminium gives you both, with its innovative full width thermal core. This unique composite construction creates the most thermally efficient folding sliding door in its class. This design philosophy has produced a folding sliding door system that has exceptional thermal performance, helping keep fuel bills lower and heat in your home, while retaining the sleek and architectural look of aluminium.



WARM, WIDE SPAN DOORS FOR MODERN LIVING



SPANS UP TO 6M WITH 7 SASHES

PRACTICAL FOR EVERYDAY USE

The innovative design of our folding sliding doors enables you to split the door sashes in whichever way that suits your home. You can have all the sashes fold to the right or left, or have them split in any combination you choose.

A popular configuration is to have a single door at one end, called a traffic door.

This allows you to leave the majority of the door sashes locked in place, using a single door for everyday use.

In addition, certain door configurations offer even more practicality, as the door sashes that meet in the middle, or at one end, can be used as a set of French doors - when you don't need, or want, the doors fully open.

This flexibility enables you to use your Weathershield Warmcore folding sliding doors in a way that suits you, rather than being forced to fully open them every time. Leave that until you are entertaining or when the day is so good it deserves to be let in.



FLEXIBILITY BUILT-IN



WHEN YOU'RE NOT READY TO SHUT OUT A WONDERFUL DAY

PERFECT ALIGNMENT


Whether you are tucked up inside watching TV with your Weathershield folding sliding doors protecting you from the elements, or hosting a garden party with the doors wide open on a bright spring day, you can be assured your doors will look pristine.

Attention has been paid to how the doors look when stacked open, something often overlooked with traditional door systems. When open, all sashes stack neatly inline with each other and are kept perfectly parallel using discreet magnets.

Open ends of door sashes, hidden from view when the door is closed, are also carefully cloaked in uniform black for a neat, well designed appearance.



BEAUTIFUL AESTHETICS



CREATING USABLE SPACES



STYLISH INTERIORS BOUGHT TO LIFE





STYLE OPTIONS

Whatever the style of your home, Weathershield folding sliding doors have the options that enable you to create the door that matches your needs. We offer 2 styles - chamfered and square edge on the external face, and chamfered and square edge on the internal glazed bead. Double-glazed 28mm and triple-glazed 44mm sealed units are also useful options.

Available in a choice of more than 45 powder coated colours, Warmcore's unique composite construction enables you to choose a different colour for the interior of your door from the outside, at no extra cost. There is also a choice of 4 threshold options and a choice of 2 handle finishes, Matt Black and Satin Silver.

The following pages detail the options available, to help you create your perfect door.



GRACEFUL HANDLES...

Door handles gracefully curve around door sashes when open, tucking into the glass reveal and allowing the door sashes to fold perfectly flat.

...IN 2 FINISHES...

Available in 2 hard-wearing finishes, anodised Matt Black and Satin Silver, choose the perfect match to complement your door.

...BUILT TO LAST

Made to the same exacting standards as the rest of the Weathershield door, the anodised finishes are ideal for use in coastal or exposed locations.

VERSATILITY THROUGH CHOICE



INNOVATIVE DESIGN

With features such as our inbuilt glass adjustment device, Weathershield Warmcore doors are designed to operate smoothly and have a high degree of adjustment built-in.



NEAT STACKING

Meticulous design and discreet magnets ensure open door sashes run in parallel and stop door sashes 'clattering' when in the open position.



PRECISION COMPONENTS

From the sturdy quad-wheeled rollers, to the multiple weather-seals, every element of your door is precisely manufactured and installed to exacting standards.

BETTER BY DESIGN

STRONG CONSTRUCTION BUILT FOR UNPARALLELLED SECURITY

From the unique 5 point lock, designed to run the full length of the door sash, to the high strength hinges and rollers; each element of Weathershields door combines to ensure optimum security.

Weathershields Warmcore aluminium construction, custom-made roller assemblies - sitting deep within the top and bottom tracks - and extruded aluminium hinges make them inherently strong and secure. Added security features such as integral dog bolts bind the door sashes together when closed, protecting against forced entry.

A custom designed door lock, available on no other door system, uses a 5 point locking system with 3 opposed hook locks and twin shoot bolts - that engage fully into the aluminium top and bottom tracks - helping keep you and your family safe and secure. Weathershields warm aluminium doors are all glazed internally for added extra security



Central hook lock

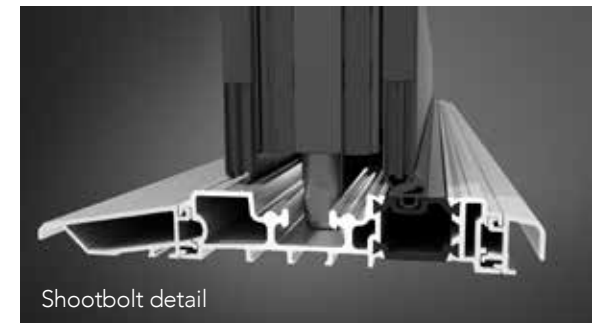
Certified to PAS24:2016, the benchmark in enhanced security performance requirements for doorsets and windows in the UK, makes this doors security stand out on it's own in NZ.

Secured by Design



Official Police Security Initiative

For added peace of mind choose the optional laminate glass upgrade - 'giving Weathershield Warmcore doors Secured by Design accreditation - the official UK Police initiative 'designing out crime' through physical security.



KEEPING YOU AND YOUR HOME SAFE


PRECISION ENGINEERING

From the sturdy quad-wheeled rollers, to the multiple weather-seals, every element of your door is precisely manufactured and installed to exacting standards. Performance, reliability and ease of use comes from meticulous attention to detail.

Custom high-strength rollers with a 200kg load capacity are at the heart of ensuring the smooth operation of your Weathershield Warmcore door. Tested to over 50,000 cycles, these precision components ensure years of trouble-free, reliable operation.

TECHNICAL DATA

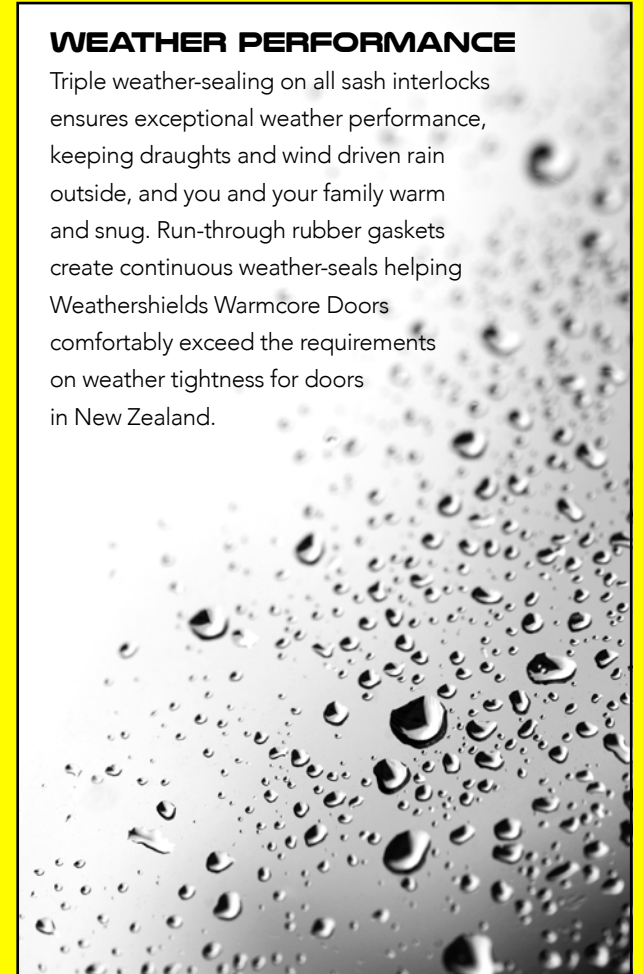
Max door width: 6000mm
Max door height: 2400mm
Max sash width: 1000mm
Max load per sash: 100kg
Frame and sash sightline: 129mm



Hinged double pivot roller

WEATHER PERFORMANCE

Triple weather-sealing on all sash interlocks ensures exceptional weather performance, keeping draughts and wind driven rain outside, and you and your family warm and snug. Run-through rubber gaskets create continuous weather-seals helping Weathershields Warmcore Doors comfortably exceed the requirements on weather tightness for doors in New Zealand.



THRESHOLD OPTIONS

Weathershield doors come with a range of threshold options, including an ultra low aluminium threshold that helps to avoid trip hazards.

Alternatively if you have a step down from your door opening a choice of sills is also available.

Configurability is key and you can be confident that Weathershield has the right option for your home.

Aluminium low threshold - 1

150mm sill - 2

120mm integrated sill - 3

Outer frame - 4



SINGLE, DOUBLE & PATIO DOORS COMPLETE THE RANGE

Weathershield's comprehensive door system includes a large opening inline sliding patio door, french (two opening) doors, and residential (single opening) door. Whilst the inline patio door offers a perfect alternative to our bifold, our french or residential doors offer the same exacting standards, at a more modest size.


Openings that are two door sashes wide can still be specified as folding sliding if you prefer, with the door sashes folding to the left or right as required. With Weathershield Warmcore - it's your choice.



COMPREHENSIVE OPTIONS FOR DOORS



NEXT GENERATION INLINE PATIO



Low threshold
with sill

warmcore[®] ALUMINIUM PATIO DOORS

Weathershields Warmcore inline patio doors allow natural light to flood in to your home through large glazed sashes that maximise the enjoyment of your view. The full width thermal core at the heart of Weathershields Warmcore range lets you enjoy the desirability and durability of aluminium, while keeping your home snug and warm. Custom designed 10 wheel rollers glide effortlessly on a precision engineered track, making these panoramic doors the perfect blend of aesthetics and performance.

R.81
U1.23

Double
glazed

R1.1
U.91

Triple
glazed

* installed inside the thermal envelope



With triple glazed U-values (used to calculate thermal efficiency) as low as .91 and double glazed values of 1.23u, your Warmcore patio will help keep heating bills low.



Bi-directional lock,
top and bottom for
added security

SECURITY BUILT-IN

Every Weathershield Warmcore patio is independently certified to PAS24-2016, the benchmark in enhanced security performance requirements for doorsets and windows in the UK. Each door is also fitted with a high security 'Anti-snap' and 'Anti-bump' Yale Platinum 3 Star cylinder, designed to provide maximum security against known cylinder attack methods.



INNOVATIVE HANDLE & LOCK

With an emphasis on clean, modern aesthetics we custom designed a high quality 'lift-to-lock' handle unique to the Weathershield Warmcore patio. This innovative handle operates the bi-directional locks located at the top and bottom of the door. These 'claws' make Weathershield Warmcore patios incredibly secure, helping protect you and your home.



UNPARALLELED SECURITY

10 WHEEL LOW FRICTION ROLLER



The Weathershield Warmcore inline patio uses a unique, high quality wheelset with each sash running on 10 self-levelling rollers to give you ultra-smooth, reliable performance.

The wheels have been tested to 50,000 cycles, so you know your doors will be running effortlessly for years to come.

SAFETY FIRST

Our modern safety brakes (which can be fitted to the opening or closing process) are an optional add-on to prevent trapped fingers and unintentional slamming, particularly useful when children are around. Carefully engineered, these built-in safety brakes guarantee soft, dampened operation, helping prevent misuse.



SUPER SMOOTH OPERATION



Slimline Sash
with rebate

Slimline Sash
85mm Sill

warmcore[®] ALUMINIUM WINDOWS

Built around a belief that beauty doesn't have to compromise performance, Weathershield Warmcore aluminium windows were created out of a desire to combine the desirability and durability of aluminium with unparalleled insulation. The unique, full width thermal core is key to why Weathershield windows are up to 75% more thermally efficient than traditional aluminium systems.

BUILT WITH A REVOLUTIONARY THERMAL CORE AT ITS HEART

Strong and secure, Weathershield Warmcore windows come with multi-point locking, internal beading and are backed by a 10 year product guarantee - helping keep you and your home safe. Available as casement awning, or tilt and turn windows, and with a flush sash option that brings the outer frame perfectly level with the opening part of the window - Weathershield Warmcore windows are the perfect warm, secure and beautiful window for your home.

TRIPLE-GLAZING - FOR ULTIMATE THERMAL PERFORMANCE

Robustly designed to take the weight of triple glazed units as standard, choose this option for the ultimate thermal performance - at least 75% better than standard double glazed aluminium windows. Opting for 44mm triple glazing rather than standard 28mm double glazing reduces the whole window U-Value rating from 1.15 to 0.74. Triple glazing is ideal for Weathershield Warmcore windows installed in exposed locations.

+75%

+75% better thermal performance than standard double glazed aluminium windows.



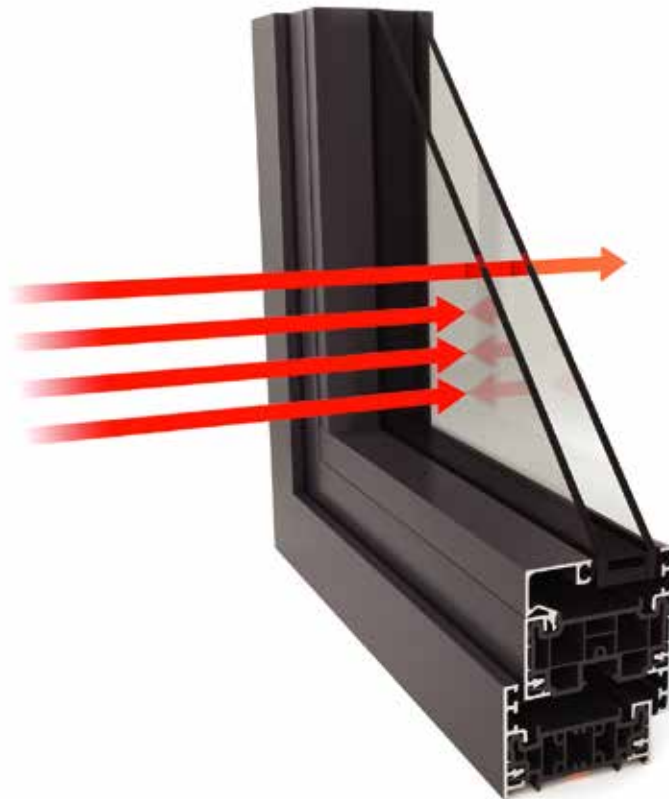
Standard Sash, triple glaze with rebate, dual colour

THERMAL PERFORMANCE UPGRADE

WEATHERSHIELD WARMCORE, THE WARMER CHOICE THAT SAVES YOU MONEY

The traditional weakness of aluminium windows has been the aluminium itself. While a beautifully strong and hard-wearing material, aluminium is a good conductor of energy, meaning that the warmth from your home finds an easy path outside, leaving you colder and with higher heating bills. Most aluminium systems try to overcome this inherent weakness by replacing a section of aluminium with a small thermal break of less conductive material to lessen this heat loss.

Synseal Extrusions in the UK took a different approach, from inception this revolutionary window and door system was designed to be as thermally efficient as possible. Built around a full width UPVC thermal core - maximising the use of lower conductivity material - Warmcore is up to 75% more efficient at keeping heat in your home than traditional aluminium windows, yet it doesn't compromise strength as the outer faces of the profile are high grade aluminium, positioned to add the greatest structural rigidity.



R.87 U1.15 Double glazed	R1.35 U.74 Triple glazed
---	---

* installed inside the thermal envelope



U-VALUES EXPLAINED

A U-Value is basically a measure of heat loss through a structural element. It is calculated on the rate at which heat transfers through 1 square metre of a structure and is stated in W/m^2K . U-Values are used by the construction industry to compare the thermal performance of different materials and products.

FRESH, CLEAN DESIGN

Whether you are tucked up inside watching TV with your Weathershield Warmcore windows protecting you from the elements, or you have your windows flung wide open on a hot Summer's day you can be assured your high performance aluminium windows will look pristine.

With clean, modern lines, Weathershield creates windows with a refined and understated beauty. Perfectly suited to modern architecture as well as replacement projects, from large fixed pane 'picture windows' to windows with multiple openers, Weathershield has it covered.

Attention has even been paid to how the window sashes look when open, with the black full-width thermal core creating a neat, well designed appearance.



BEAUTIFUL AESTHETICS



UNDERSTATED, CONTEMPORARY



ARCHITECTURALLY BEAUTIFUL

TILT AND TURN

For the ultimate in versatility the Weathershield Warmcore system is available as a tilt and turn window.

Ideal for use in upstairs locations, tilt and turn windows can be tilted inwards for ventilation - helping keep your home aired and fresh, alternatively they can be swung inwards for cleaning, or for when the day is too glorious to be locked out.


Using the latest multi-point locking, and custom-designed hinges, tilt and turn windows are as safe and secure as the rest of Weathershields Warmcore range.



VERSATILE

FLUSH SASH - CLEAN AND CONTEMPORARY STYLING

Weathershields Warmcore awning and casement windows are available in a 'flush sash' option for the ultimate in clean, modern aesthetics. Using a stepped outerframe, the sash - the opening part of the window, sits on the same plane as the rest of the window, creating a pure, cutting-edge look to this high performance window system. In addition where two flush sashes meet, Weathershield uses a feature mullion - which echoes the flush sash feature, creating a precise bead line in-between the two windows.



MODERN, UNCLUTTERED AESTHETICS

PRECISION ENGINEERING

From the design of the unique thermal core to the 80-100 micron powder coat finish on the aluminium (marine grade is 40 microns thick), Weathershield Warmcore windows have been designed to stand the test of time.


All fixings used are chosen to resist corrosion - and multi-point locks and purpose designed hinges have been precision engineered to perform consistently every single time, year on year.

In keeping with this attention to quality, Weathershield windows carry a 10 year guarantee - covering material, profile integrity, hardware and surface finish. So you can feel confident in your decision to add Weathershield Warmcore windows to your home.



WEATHER PERFORMANCE

Rubber moulded seals ensure exceptional weather performance, keeping draughts and wind driven rain outside, and you and your family warm and snug. Rubber gasketed beads provide a secondary weather seal, helping Weathershields Warmcore range comfortably exceed the requirements for weather tightness for windows in New Zealand



CLASS LEADING ADVANCED SECURITY

All of Weathershield Warmcore opening sashes feature the most advanced cam lock locking mechanisms. Due to the solid construction of the window sash profile it is made possible to fit an internal gearbox, driven by the handle. This provides multi-point locking along the full width of the sash. The cam lock system also features a two position lock-keep which enables the operator to lock the sash in a vented position. All of Weathershields push button operated handles come with a key to lock the button for extra security.

Weathershields handles and locking mechanisms have been extensively tested and certified to PAS24-2016, the benchmark in advanced security performance for windows and doors in the UK. They have also been accredited with the SBD stamp (secured by design), this is the official UK Police initiative 'designing out crime' through physical security.




BUILT-IN VENTILATION

Ventilation is essential to healthy living. Fresh air is good for us and it is also very good for the health of our homes. Today's homes are practically airtight with draft sealed windows and doors. Pollutants, of which water vapour is the most important, created by people, heating systems, indoor plants, showering, cooking etc results in condensation, often made worse if the windows and doors cannot be left open for practicality or security reasons. Weathershield has the solution ... as an option Weathershield windows can feature a discreet trickle vent, either fitted to the top of the frame or sash profiles. This is an inside/outside ventilation system that can be left open or shut operated internally. It allows fresh air in and stale air out, drastically reducing condensation keeping us and our homes healthy. Included is an insect mesh on the external fixture, keeping out unwanted insects.



SUPERIOR FEATURES



WEATHERSHIELD

WINDOWS + DOORS

MORE THAN 45 COLOURS....

Interpon D is a warranty-grade powder coating range engineered specifically for architectural aluminium applications. All powder coating is applied at 80-100 microns thick (marine grade is 40 microns) as standard.

Suitable for beachfront and high wind zone areas. It is an ultra durable powder coating process developed on in-house technology, providing a premium finish for architectural, residential & commercial applications. Warranties vary between 10 and 30 years for surface integrity and colour retention depending on the chosen product range.

Interpon®
powder coatings
EVERY COLOR IS GREEN



AkzoNobel
Tomorrow's Answers Today



CHOOSE A DIFFERENT COLOUR INSIDE AND OUT - AT NO EXTRA COST

Available in a choice of more than 45 powder coated colours, Weathershields Warmcore range allows you to pick a different colour for each side of your windows and doors - at no extra cost. From contemporary matt black to arctic white, your choice helps define the personality of your windows and doors and helps match the architectural style of your home. Want grey outside with white inside to leave you free to change your interior in the future?

– with Weathershield Warmcore that's no problem.

COLOUR - YOUR CHOICE INSIDE AND OUT

10 YEAR COMPREHENSIVE GUARANTEE AS STANDARD

From the anodised finish of the hardware - suitable for coastal use - to the 80-100 micron powder coat finish on the aluminium (marine grade is 40 microns thick), Weathershields Warmcore range of windows and doors have been designed to stand the test of time. All fixings used are stainless steel - chosen to resist corrosion - and tough extruded aluminium hinges, along with the quad-wheeled track rollers on the bi-fold doors that have been precision engineered to perform consistently every single time, year after year.

In keeping with this attention to quality, these doors carry a comprehensive 10 year guarantee - covering materials, surface finish, extrusion defects and operation, so you can feel confident in your decision to add Weathershields folding sliding doors to your home.



PEACE OF MIND - GUARANTEED

ACCREDITATION

Weathershields Warmcore window and door profiles carry a 10 year guarantee for extrusion defects and assembly errors. We also provide a 10 - 30 year surface finish warranty for Interpon D products. In addition, all of Weathershields handles, locks hinges and entry door slabs are also comprehensively guaranteed for 10 years.

Weathershield Windows and Doors Ltd in partnership with Synseal Extrusions Ltd are continuously committed on finding new ways to design and produce the very best for it's customers. Whether it's thermal efficiency, security , functionality, aesthetics or value for money, we strive to deliver.

All products undergo a wide range of QC inspections during and after the production process. All equipment is checked following every extrusion run and maintenance schedules are strictly adhered to.

Weathershield manufactures using the latest machinery from Europe, which are maintained to the highest level, ensuring faultless end products.

Synseal Extrusions Ltd. holds a number of accreditations from recognised authorities such as the British Standards Institute (BSI) and the British Board of Agrément (BBA).

To maintain registration, licenses and certificates, periodic on-site audits are carried out by the regulatory authority to inspect systems and where necessary take product samples for independent third party testing.

Weathershield has extensively tested Synseals products in New Zealand under new Zealand conditions and they comprehensively out performed any other window system in New Zealand for thermal efficiency/performance and security.



BS EN 12608
KM 30983

KM 30983
BS EN 12608.2003
Manufacture of Warmcore:
Casement windows
Tilt and Turn windows
Multi light windows
Single and double leaf doorsets
Bifold sliding doorsets



BS EN 12608
KM 41324

KM 41324
BS EN 12608.2003/PAS24:2012/2016
General and enhanced security
performance for Warmcore windows



KM 57030/KM 623317
BS EN 12608.2003/PAS24:2012
BS 7412:2007/PAS24: 2012

KM 57030/KM 623317
BS EN 12608.2003/PAS24:2012/2016
BS 7412:2007/PAS24: 2012/2016
General and enhanced security
performance for Warmcore doors.



Official Police Security Initiative

INTERNATIONALLY COMPREHENSIVELY TESTED



**REDEFINING THERMAL
PERFORMANCE
IN WINDOWS AND DOORS**



**10 YEAR COMPREHENSIVE
GUARANTEE AS STANDARD**